

Gist of Documents

Annex 1 :

Balance Sheet documents of Ausbridge Holdings and Investments shows that Karti P Chidambaram is having 94.74 % shares in the company and his neighbour and close associate Mohan Rajesh is having only 5.26% shares.

Annex 2 :

The share holding pattern of Ausbridge Holdings and Investments shows that other director Mr.Mohanan Rajesh (M.Rajesh) is a neighbour of Karti P Chidambaram who also lives in the Pycrofts Garden Road, Chennai.

Annex 3 :

Annual return & Balance Sheet for Marc 31, 2011 – filed to RoC Oct 14, 2011 shows the Ausbridge Holding and Investments Pvt Ltd, where Karti P Chidambaram has more than 94% share, invested in 67 % shares in Advantage Strategic Consulting Private Ltd. It also shows investment of 49 percent shares in Kaiser Surya Samudra Resorts Pvt. Ltd in Chennai and also invested in the shares subscribed in the name of one Mr.MS Ram, who is the other director of this huge resort. Later Ram was replaced by another friend CBN Reddy and almost all the shares are controlled by Ausbridge Holdings and Investments, where Karti P Chidambaram has 94.74% shares.

Annex 4 :

Balance sheet of Ausbridge Holdings and Investments as on March 31, 2008, filed to RoC on Nov 18, 2008 also shows the mandatory previous year's figures as on March 31, 2007. But the fraud is the company never filed any such returns and this fraud is exposed when the figures mismatch when company files Balance Sheet and other accounts to RoC four years later on October 19, 2011.

Annex 5 :

Balance sheet of Ausbridge Holdings and Investments as on March 31, 2007, filed more than four years later to RoC on October 19, 2011 exposes the fraud and mismatch of entire figures. Both documents were filed by Karti P Chidambaram and his benami Mohanan Rajesh (M Rajesh) and the same auditor.

Annex 6 :

Balance Sheet of Advantage Strategic Consulting Private Ltd as on March 31, 2007 shows the comparing figures of previous year (as on March 31, 2006) in Schedule J that a transaction of Rs.26,00,444 with Mr.C Sivasankaran's Aircel Televenture Ltd. In Advantage Strategic Consulting Pvt Ltd, 67% of shares are controlled by Ausbridge Holdings and Investments Pvt Ltd, where Karti P Chidamabram have 94% shares. The second largest slot of shares (19%) are controlled by Karti's friend CBN Reddy and his Kriya FMCG. Karti's neighbour M.Rajesh is also a Director in Kriya FMCG. Both Reddy and Rajesh are Directors in several Karti connected companies.

Annex 7 :

Reserve Bank of India's Overseas Investment Division's monthly report on Outward FDI from India on September, 2011 shows that Advantage Strategic Consulting Pvt Ltd have a Wholly Owned Subsidiary (WSO) with a similar name in Singapore – Advantage Strategic Consulting Singapore PTE Ltd (Sr.No : 14). This monthly report of RBI also shows that 1.8625 Million US Dollar (around Rs.10 crore) has transferred to Singapore subsidiary. According to RBI report, this Singapore subsidiary's major activities are in Financial, Insurance, Real Estate and Business Services.

Annex 8 :

Agenda of Tamil Nadu Coastal Zone Management Authority (Agenda No : 8) on March 6, 2009 on providing environmental and costal zone regulation clearances to Karti P Chidambaram controlled Kaiser Surya Samudra Resorts Pvt. Ltd, which bought 4.62 hectares in the beach of Mutukad Village (fast emerging tourist spot in Chennai) in Kancheepuram District of Tamil Nadu. The permission is sought for a luxurious resort of around 100 rooms and Kaiser is an internal brand name of a Scandinavian hotel company.

Annex 9 :

The Balance Sheet of Kaiser Surya Samudra Resorts Pvt. Ltd as on March 31, 2010 – ie : after purchasing 4.62 hectares at emerging tourist spot and construction shows only loan amount of (Schedule : C) Rs.1,50,300 from Mrs.Nalini Chidambaram as source of fund.

FORM 20B

[Refer section 159 of the Companies Act, 1956]

Form for filing annual return by a company
having a share capital with the Registrar

Note - All fields marked in * are to be mandatorily filled.

Authorised capital of the company as on the date of filing (in Rs.) 500000.00

1(a) * Corporate identity number (CIN) of company U67120TN2006PTC059033 Pre-Fill

(b) Global location number (GLN) of company

2(a) Name of the company AUSBRIDGE HOLDINGS AND INVESTMENTS PRIVATE LIMITED

(b) * Address of the registered office of the company
Line I NO, CORDEL APARTMENTS,
Line II 29 PYCROFTS GARDEN ROAD,

* City CHENNAI

* State Tamil Nadu-TN

Country INDIA

* Pin code 600006

(c) Telephone number with STD code (d) Fax

(e) * e-mail ID of the company advantconsult@gmail.com

(f) Website

3. * Whether shares listed on recognised stock exchange ☐ Yes ☒ No
If yes, stock exchange code: A B

4. * Financial year end date to which the annual general meeting (AGM) relates 31/03/2011 (DD/MM/YYYY)

5. * Whether annual general meeting (AGM) held ☒ Yes ☐ No

(a) If yes, date of AGM 21/09/2011 (DD/MM/YYYY)

(b) * Due date of AGM 30/09/2011 (DD/MM/YYYY)

(c) * Whether any extension for financial year or AGM granted ☐ Yes ☒ No

(d) If yes, due date of AGM after grant of extension (DD/MM/YYYY)

I. Capital Structure of the company as on the date of AGM or latest due date thereof

6. * Authorised capital of the company (in Rs.) 500,000.00

Break up of Authorised capital

* Number of equity shares 50,000 Total amount of equity shares (in Rs.) 500,000.00

Nominal amount per equity share 10

* Number of preference shares 0 Total amount of preference shares (in Rs.)

Nominal amount per preference share

Number of unclassified shares 0 Total amount of unclassified shares (in Rs.)

7. * Issued capital of the company	(in Rs.)	<input type="text" value="190,000.00"/>	
Break up of Issued capital			
* Number of equity shares	<input type="text" value="19,000"/>	Total amount of equity shares (in Rs.)	<input type="text" value="190,000.00"/>
Nominal amount per equity share	<input type="text" value="10"/>		
* Number of preference shares	<input type="text" value="0"/>	Total amount of preference shares (in Rs.)	<input type="text"/>
Nominal amount per preference share	<input type="text"/>		
8. * Subscribed capital of the company	(in Rs.)	<input type="text" value="190,000.00"/>	
Break up of Subscribed capital			
* Number of equity shares	<input type="text" value="19,000"/>	Total amount of equity shares (in Rs.)	<input type="text" value="190,000.00"/>
Nominal amount per equity share	<input type="text" value="10"/>		
* Number of preference shares	<input type="text" value="0"/>	Total amount of preference shares (in Rs.)	<input type="text"/>
Nominal amount per preference share	<input type="text"/>		
9. * Paid up capital of the company	(in Rs.)	<input type="text" value="190,000.00"/>	
Break up of Paid up capital			
* Number of equity shares	<input type="text" value="19,000"/>	Total amount of equity shares (in Rs.)	<input type="text" value="190,000.00"/>
Nominal amount per equity share	<input type="text" value="10"/>		
* Number of preference shares	<input type="text" value="0"/>	Total amount of preference shares (in Rs.)	<input type="text"/>
Nominal amount per preference share	<input type="text"/>		
10. * Total debentures of the company	(in Rs.)	<input type="text" value="0.00"/>	
Break up of Debenture			
* Number of non convertible debentures	<input type="text" value="0"/>	Total amount of non convertible debentures (in Rs.)	<input type="text"/>
Nominal amount per non convertible debenture	<input type="text"/>		
* Number of partly convertible debentures	<input type="text" value="0"/>	Total amount of partly convertible debentures (in Rs.)	<input type="text"/>
Nominal amount per partly convertible debenture	<input type="text"/>		
* Number of fully convertible debentures	<input type="text" value="0"/>	Total amount of fully convertible debentures (in Rs.)	<input type="text"/>
Nominal amount per fully convertible debenture	<input type="text"/>		

**II. Indebtness of the company as on the date of AGM or latest due date thereof
(secured loans including interest outstanding and accrued but not due for payment)**

11.* Amount (in Rs.)

III. Equity share breakup (percentage of total equity) as on the date of AGM or latest due date thereof

S.No.	Category	Percentage
1.	Government [Central and State]	
2.	Government companies	
3.	Public financial companies	
4.	Nationalised or other banks	
5.	Mutual funds	
6.	Venture capital	
7.	Foreign holdings (Foreign institutional investor(s), Foreign company(ies), Foreign financial institution(s), Non-resident indian(s) or Overseas corporate bodies or Others)	
8.	Bodies corporate (not mentioned above)	
9.	Directors or relatives of directors	100.00
10.	Other top fifty (50) shareholders (other than listed above)	
11.	Others	
12.	Total	100.00

* Total number of shareholders

2

IV. Details of directors(s), Managing Director, manager and secretary as on the date of AGM

12.* Number of director(s), Managing Director, manager and secretary

2

Following details are to be entered only in case date of AGM is on or after 1st July 2007

Provide Director identification number (DIN) in case of director, Managing Director and Income-tax permanent account number (Income-tax PAN) in case of manager, secretary

DIN or Income-tax PAN	01648241	Pre-Fill
Name	MOHANAN RAJESH	
Designation	Director	Date of appointment 28/02/2006
Number of equity share(s) held	1,000	5.26 per cent
Whether he/she has signed the annual return	<input checked="" type="radio"/> Yes <input type="radio"/> No	
If yes, date of signing	21/09/2011	(DD/MM/YYYY)

DIN or Income-tax PAN	01648562	Pre-Fill
Name	KARTI PALANIAPPAN CHIDAMBARAM	
Designation	Director	Date of appointment 28/02/2006
Number of equity share(s) held	18,000	94.74 per cent
Whether he/she has signed the annual return	<input checked="" type="radio"/> Yes <input type="radio"/> No	
If yes, date of signing	21/09/2011	(DD/MM/YYYY)

Annex-2

IV. DETAILS OF DIRECTOR/MANAGER/SECRETARY (PAST AND PRESENT)

S. NO	NAME	ADDRESS	DATE OF APPOINTMENT
1.	Mr. Mohanan Rajesh	TF- 43 Corddel Apartments, 29, Pycrofts Garden Road, Nungambakkam, Chennai - 600006.	28/02/2006
2.	Mr. Karti Palaniappan Chidambaram	No.16, Pycrofts Garden Road, Thousand Lights, Chennai - 600006.	28/02/2006

V. DETAILS OF SHARES/DEBENTURES HELD AT THE DATE OF AGM

Value per Share: Rs.10/-

Class Of Share: Equity

S. NO	NAME	ADDRESS	NO. OF SHARES HELD	TOTAL VALUE (IN RS.)
1.	Mohanan Rajesh	TF- 43 Corddel Apartments, 29, Pycrofts Garden Road, Nungambakkam, Chennai - 600006.	1,000	10,000
2.	Karti Palaniappan Chidambaram	No.16, Pycrofts Garden Road, Thousand Lights, Chennai - 600006.	18,000	1,80,000
TOTAL			19,000	1,90,000

VI. DETAILS OF SHARES/DEBNTURES TRANSFERRED SINCE DATE OF LAST AGM (or in the case of first return at any time since the incorporation of the company)

Date of previous AGM : 18/08/2010

Date of Registration of Transfer of shares:

Type of Transfer 1. Equity 2. Preference

Number shares/debentures transferred:

Amount per share (in Rs)




AUSBRIDGE HOLDINGS AND INVESTMENTS P LTD
NO 3C, ELDORADO, 112, NUNGAMBAKKAM HIGH ROAD, CHENNAI-34

SCHEDULES FORMING PART OF BALANCE SHEET AS AT 31-03-2011

PARTICULARS	AS ON 31-03-2011	AS ON 31-03-2010
<u>SCHEDULE : 1 CAPITAL</u>		
AUTHORISED CAPITAL		
50,000 EQUITY SHARES AT Rs 10 EACH	5,00,000	5,00,000
TOTAL	5,00,000	5,00,000
<u>ISSUED, SUBSCRIBED AND FULLY PAID UP</u>		
19,000 EQUITY SHARES AT Rs 10 EACH		
FULLY PAID UP	1,90,000	1,90,000
TOTAL	1,90,000	1,90,000
<u>SCHEDULE : 2 UNSECURED LOAN</u>		
LOAN FROM DIRECTORS	5,00,000	-
TOTAL	5,00,000	-
<u>SCHEDULE : 3 INVESTMENTS</u>		
SHARES IN SURYA SAMUDRA RESORTS PRIVATE LIMITED (4,900 SHARES OF RS. 10/- EACH FULLY PAID UP)	49,000	-
M.S. RAM	1,000	-
SHARES IN ADVANTAGE STRATEGIC CONSULTING PVT. LTD. (2,00,000 SHARES OF RS. 10/- EACH WITH A PRE. OF RS. 5/- EACH ON ALLOTTMENT RS.2.50 PAID AND BALANCE IN CALLS)	5,00,000	-
TOTAL	5,50,000	-
<u>SCHEDULE : 4 CASH AND BANK BALANCES</u>		
CASH ON HAND	80,000	80,000
CASH AT BANK	10,191	10,191
TOTAL	90,191	90,191
<u>SCHEDULE : 5 CURRENT LIABILITIES & PROVISION</u>		
AUDIT FEES PAYABLE	11,030	5,515
EXPENSES PAYABLE	4,839	-
TOTAL	15,869	5,515
<u>SCHEDULE : 6 MISC EXPENDITURE NOT WRITTEN OFF WRITTEN OFF OR ADJUSTED</u>		
PRELIMINARY EXPENSES	55,324	37,496
BANK CHARGES	-	165
PROFESSIONAL CHARGES PAID	4,839	6,530
AUDIT FEES	5,515	11,133
TOTAL	65,678	55,324



Annex-4

AUSBRIDGE HOLDINGS AND INVESTMENT PRIVATE LIMITED NO 3C, ELDORADO, 112, NUNGAMBAKKAM HIGH ROAD, CHENNAI-34				
BALANCE SHEET AS ON 31-03-2008				
	PARTICULARS	SCH	31-03-2008	31-03-2007
I	SOURCE OF FUNDS			
1	CAPITAL ACCOUNT	1	190,000	100,000
2	RESERVES AND SURPLUS		-	-
	TOTAL		190,000	100,000
II	APPLICATION OF FUNDS			
1	INVESTMENTS			
2	CURRENT ASSETS AND LOANS AND ADVANCES			
	a) CURRENT ASSETS			
	b) CASH AND BANK BALANCES	2	158,719	80,000
			158,719	80,000
	LESS: CURRENT LIABILITIES & PROVISIONS			
	a, PROVISIONS	3	-	5,612
	NET CURRENT ASSETS		158,719	74,388
3	(a) MISC EXPENDITURE			
	NOT WRITTEN OFF OR ADJUSTED	4	31,281	25,612
	TOTAL		190,000	100,000
DIRECTOR 		SUBJECT TO OUR REPORT FOR AROCKIASAMY & RAJ		
DIRECTOR 				
PLACE : CHENNAI DATE : 01-08-2008		NAGARAJAN, PARTNER		

Filed to RoC, Chennai on Nov 18, 2008

AUSBRIDGE HOLDINGS AND INVESTMENT PRIVATE LIMITED
NO 3C, ELDORADO, 112, NUNGAMBAKKAM HIGH ROAD, CHENNAI-34

BALANCE SHEET AS ON 31-3-2007


		Rs		
	PARTICULARS	SCH	31-3-2007	31-3-2006
I	SOURCE OF FUNDS			
1	CAPITAL ACCOUNT	1	190,000	100,000
2	RESERVES AND SURPLUS		-	-
	TOTAL		190,000	100,000
II	APPLICATION OF FUNDS			
1	INVESTMENTS			
2	CURRENT ASSETS AND LOANS AND ADVANCES			
	a) CURRENT ASSETS			
	b) CASH AND BANK BALANCES	2	170,000	80,000
			170,000	80,000
	LESS: CURRENT LIABILITIES & PROVISIONS			
	a) PROVISIONS	3	5,612	5,612
	NET CURRENT ASSETS		164,388	74,388
3	(a) MISC EXPENDITURE NOT WRITTEN OFF OR ADJUSTED			
		4	25,612	25,612
	INCOME AND EXPENDITURE ACCOUNT			-
	TOTAL		190,000	100,000


DIRECTOR


DIRECTOR



SUBJECT TO OUR REPORT
FOR AROCKIASAMY & RAJ


ANAGARAJAN,
PARTNER
MEMBERSHIP NO 20680

PLACE : CHENNAI

DATE : 1.5.2007

Filed to RoC, Chennai on October 19, 2011

FORM 20B

[Refer section 159 of the Companies Act, 1956]

Form for filing annual return by a company
having a share capital with the Registrar

Note - All fields marked in * are to be mandatorily filled.

Authorised capital of the company as on the date of filing (in Rs.) 4000000.00

1(a) * Corporate identity number (CIN) of company U72300TN2005PTC056878

Pre-Fill

(b) Global location number (GLN) of company

2(a) Name of the company

ADVANTAGE STRATEGIC CONSULTING PRIVATE LIMITED

(b) * Address of the
registered office
of the company

Line I

FLAT NO 3B, 3rd FLOOR, III rd BLOCK,

Line II

BAJAJ APARTMENTS, 7/4 NANDANAM EXTENSION MAIN ROAD

* City

CHENNAI

* State

Tamil Nadu-TN

Country

INDIA

* Pin code

600035

(c) Telephone number with STD code

(d) Fax

(e) * e-mail ID of the company

advantconsult@gmail.com

(f) Website

3. * Whether shares listed on recognised stock exchange

☐ Yes ☒ No

If yes, stock exchange code:

A

B

4. * Financial year end date to which the annual general meeting (AGM) relates

31/03/2011

(DD/MM/YYYY)

5. * Whether annual general meeting (AGM) held

☒ Yes ☐ No

(a) If yes, date of AGM

22/09/2011

(DD/MM/YYYY)

(b) * Due date of AGM

30/09/2011

(DD/MM/YYYY)

(c) * Whether any extension for financial year or AGM granted

☐ Yes ☒ No

(d) If yes, due date of AGM after grant of extension

(DD/MM/YYYY)

I. Capital Structure of the company as on the date of AGM or latest due date thereof

6. * Authorised capital of the company

(in Rs.) 4,000,000.00

Break up of Authorised capital

* Number of equity shares

400,000

Total amount of equity shares (in Rs.)

4,000,000.00

Nominal amount per equity share

10

* Number of preference shares

0

Total amount of preference shares
(in Rs.)Nominal amount per preference
share

Number of unclassified shares

0

Total amount of unclassified shares
(in Rs.)

7. * Issued capital of the company	(in Rs.)	<input type="text" value="3,000,000.00"/>	
Break up of Issued capital			
* Number of equity shares	<input type="text" value="300,000"/>	Total amount of equity shares (in Rs.)	<input type="text" value="3,000,000.00"/>
Nominal amount per equity share	<input type="text" value="10"/>		
* Number of preference shares	<input type="text" value="0"/>	Total amount of preference shares (in Rs.)	<input type="text"/>
Nominal amount per preference share	<input type="text"/>		
8. * Subscribed capital of the company	(in Rs.)	<input type="text" value="1,500,000.00"/>	
Break up of Subscribed capital			
* Number of equity shares	<input type="text" value="300,000"/>	Total amount of equity shares (in Rs.)	<input type="text" value="1,500,000.00"/>
Nominal amount per equity share	<input type="text" value="10 & 2.50"/>		
* Number of preference shares	<input type="text" value="0"/>	Total amount of preference shares (in Rs.)	<input type="text"/>
Nominal amount per preference share	<input type="text"/>		
9. * Paid up capital of the company	(in Rs.)	<input type="text" value="1,500,000.00"/>	
Break up of Paid up capital			
* Number of equity shares	<input type="text" value="300,000"/>	Total amount of equity shares (in Rs.)	<input type="text" value="1,500,000.00"/>
Nominal amount per equity share	<input type="text" value="10 & 2.50"/>		
* Number of preference shares	<input type="text" value="0"/>	Total amount of preference shares (in Rs.)	<input type="text"/>
Nominal amount per preference share	<input type="text"/>		
10. * Total debentures of the company	(in Rs.)	<input type="text" value="0.00"/>	
Break up of Debenture			
* Number of non convertible debentures	<input type="text" value="0"/>	Total amount of non convertible debentures (in Rs.)	<input type="text"/>
Nominal amount per non convertible debenture	<input type="text"/>		
* Number of partly convertible debentures	<input type="text" value="0"/>	Total amount of partly convertible debentures (in Rs.)	<input type="text"/>
Nominal amount per partly convertible debenture	<input type="text"/>		
* Number of fully convertible debentures	<input type="text" value="0"/>	Total amount of fully convertible debentures (in Rs.)	<input type="text"/>
Nominal amount per fully convertible debenture	<input type="text"/>		

**II. Indebtness of the company as on the date of AGM or latest due date thereof
(secured loans including interest outstanding and accrued but not due for payment)**

11.* Amount (in Rs.)

SCHEDULE V - PART II Annual Return
(See Section 15B)

FORM OF ANNUAL RETURN OF A COMPANY HAVING A SHARE CAPITAL
THE COMPANIES ACT OF (1 OF 1956)

I. REGISTRATION DETAILS

Registration No.

1 8 - 5 6 8 7 8

Status Code

1 8

Registration
Date

1 2 - 0 7 - 2 0 0 5
Date Month Year

Whether Shares Listed on
Recognised Stock Exchange

☒ NO

If Yes, Stock Exchange Code(Totals)
(Refer Code List 2)

N I L

AGM Held

☒ Y

Date of AGM/
Due Date

2 2
Date

0 9
Month

1 1
Year

II. NAME AND REGISTERED OFFICE ADDRESS OF COMPANY

Company
Name

A D V A N T A G E S T R A T E G I C
C O N S U L T I N G P R I V A T E
L I M I T E D

Address

F L A T # 3 B , I I I r d F L O O R ,
B A J A J A P A R T M E N T ,
7 / 1 4 N A N D A N A M E X T E N S I O N
M A I N R O A D , N A N D A N A M

Town / City

C H E N N A I

State

T A M I L N A D U

Pincode

6 0 0 0 3 5

Telephone with STD

0 4 4 - 4 3 1 7 4 1 2 3

Fax No

N I L

E-Mail Address

C O R P O R A T E @ A D V A N T C O N S
U L T . C O M

V. Details of Shares/ Debentures held at the Date of AGM:

Share Holders Name	No of Shares Held	Amount Per Share	Total No of Shares(in Rs)
Ravi Visvanathan	1000	10	10,000
V.Padma	31600	10	3,16,000
S.Bhakararaman	17400	10	1,74,000
Chinna Bala Nageswara Reddy	11430	10	1,14,300
Kriya FMCG	38570	10	3,85,700
M/s. Ausbridge Holdings and Investments Private Limited	200000	2.50	5,00,000
TOTAL	3,00,000		15,00,000

ADVANTAGE STRATEGIC CONSULTING PRIVATE LIMITED

BALANCE SHEET AS AT 31ST MARCH 2007

	Schedule No.	As at 31.03.2006 Rs. Ps.	As at 31.03.2007 Rs. Ps.
I. Sources of Funds :			
1 Share Holders Funds:			
a. Capital	A	100,000.00	100,000.00
b. Share Application Money Received		-	3,500,000.00
c. Reserves and Surplus: Profit and loss	K	2,685,698.04	2,241,565.33
2 Loan Funds:			
a. Secured Loans	B	-	0.00
b. Unsecured Loans		2,610,965.00	3,280,765.00
Total Sources		5,396,663.04	9,122,330.33
II. Application of Funds :			
1 Fixed Assets:			
a. Fixed Assets	L	436,352.00	985,839.59
b. Less: Depreciation		61,412.00	126,164.40
c. Net Book Value		374,940.00	859,675.19
2 Investments		1,648,783.00	6,940,270.00
3 Current Assets, Loans & Advances:			
a. Current assets	D	1,206,626.73	431,539.41
b. Loans and Advances	J	3,687,460.25	1,016,232.78
	(a)	4,894,086.98	1,447,772.19
Less: Current Liabilities & Provisions:			
a. Current Liabilities	E	436,866.94	87,163.05
b. Provisions	F	1,093,000.00	46,000.00
	(b)	1,529,866.94	133,163.05
Net Current Assets		3,364,220.04	1,314,609.14
4 Miscellaneous Expenditure:			
Preliminary expenses not written off		8,720.00	7,776.00
Total Application		5,396,663.04	9,122,330.33

Notes on Accounts

For and on behalf of the board

Padma V
PADMA.V
Director

Ravi Visvanathan
RAVI VISVANATHAN
Director

M

As per my report of even date annexed

R. Balachandran
R. BALACHANDRAN
CHARTERED ACCOUNTANT

PLACE : CHENNAI
DATE : 14.08.2007

R. BALACHANDRAN
B.A., B.L., F.C.A., A.C.S., DISA (ICA), DIRM (ICAI),
CHARTERED ACCOUNTANT
Flat 3B, 3rd Floor, Block III, Bajaj Apartments,
7/4, Nandanam Extn. Main Road,
Nandanam, Chennai - 600 035.

ADVANTAGE STRATEGIC CONSULTING PRIVATE LIMITED

SCHEDULE "A" : SHARE CAPITAL

PARTICULARS	As at 31.3.2006	As at 31.3.2007 Rs.
AUTHORISED		
100000 Equity Shares of Rs.10/- each fully paid up	<u>100000.00</u>	<u>1000000.00</u>
ISSUED, SUBSCRIBED & PAID UP		
10000 Equity Shares of Rs.10/- each fully paid up	<u>100000.00</u>	<u>100000.00</u>

SCHEDULE "B" : LOAN FUNDS

PARTICULARS	As at 31.3.2006	As at 31.3.2007
UNSECURED LOANS		
Loan From Directors	1410965.00	1730765.00
DCB Vehicle Loan	0.00	350000.00
Suby Fairtradez Pvt. Ltd.,	1200000.00	1200000.00
Total Unsecured Loans	<u>2610965.00</u>	<u>3280765.00</u>

SCHEDULE "C" : INVESTMENTS

PARTICULARS	As at 31.3.2006	As at 31.3.2007
Mutual Funds	1300000.00	1000000.00
Shares	348783.00	16150.00
Gold	0.00	1073000.00
Painting	0.00	351120.00
Dugar MME Properties	0.00	4500000.00
Total	<u>1648783.00</u>	<u>6940270.00</u>

SCHEDULE "D" : CURRENT ASSETS

PARTICULARS	As at 31.3.2006	As at 31.3.2007
Sundry Debtors	20000.00	0.00
Cash At bank	93733.63	392661.41
Cash in Hand	11616.10	550.00
Fixed Deposit	800573.00	573.00
TDS 2006-2007	280704.00	37755.00
Total Current Assets	1206626.73	431539.41

SCHEDULE "E" : CURRENT LIABILITIES

PARTICULARS	As at 31.3.2006	As at 31.3.2007
Service Tax Payable	270299.98	42839.98
Rent Payable	72000.00	0.00
Salary Payable	81000.00	0.00
Expenses Payable	6566.96	0.00
Deferred Tax Liability	7000.00	44323.07
Total Current Liabilities	436866.94	87163.05

SCHEDULE "F" : PROVISIONS

PARTICULARS	As at 31.3.2006	As at 31.3.2007
Audit Fee Payable	10000.00	10000.00
Provision for Tax	1050000.00	12000.00
Provision for FBT	33000.00	24000.00
	1093000.00	46000.00

SCHEDULE "G" : INCOME FROM OPERATIONS

PARTICULARS	As at 31.3.2006	As at 31.3.2007
Consultancy Charges	4749768.00	1303492.00
Income from Operations	4749768.00	1303492.00

SCHEDULE "J" : Loans and Advances

PARTICULARS	As at 31.3.2006	As at 31.3.2007
Chess Management Services Pvt Limited	0.00	28964.00
Aircel Televenture Ltd	2600444.00	0.00
Chess Health Care Solution Pvt Ltd	150000.00	0.00
Sri Lankan Export Development Board	169908.25	0.00
Halidon Marketing Private Limited	0.00	5108.00
Procelcomm	0.00	723000.00
Travelling Advance	762900.00	0.00
Advances	4208.00	258160.78
	3687460.25	1016232.78

SCHEDULE "K" : Reserves and Surplus

PARTICULARS	As at 31.3.2006	As at 31.3.2007
Openig Balance	0.00	2685698.04
Add : Current Year Profit	2685698.04	0.00
Less : Current Year Loss	0.00	-128128.71
Previous Year Tax	0.00	-316004.00
	2685698.04	2241565.33

**Foreign Exchange Department
Central Office
OVERSEAS INVESTMENT DIVISION
OUTWARD FDI FROM INDIA**

FROM 01/09/2011 TO 30/09/2011

(in USD Million)

Sr.	Name of the Indian Party	Name of the JV/WOS	Whether JV/WOS	Overseas Country	Major Activity	Financial Commitment			
						Equity *	Loan *	Guarantees Issued *	Total
1	AA INFRA PROPERTIES PVT LTD	INDOCEAN DEVELOPERS PVT LTD.	WOS	SRI LANKA	CONSTRUCTION	0	4	0	4
2	AAA ENTERTAINMENT P LTD	RELIANCE BIG ENTERTAINMENT (US) INC.	WOS	UNITED	COMMUNITY, SOCIAL AND PERSONAL SERVICES	0	27	0	27
3	ABELLON CLEANENERGY LIMITED	ABELLON ENERGY INC.	WOS	UNITED	ELECTRICITY, GAS AND WATER	0	0.45	0	0.45
4	ABHIDEET INFRACON LTD	MOST FOCUS LTD	WOS	HONGKONG	WHOLESALE, RETAIL TRADE, RESTAURANTS AND HOTELS	1.296	0	0	1.296
5	ABHIDEET PROJECTS LIMITED	ABHIDEET LOGISTICS LIMITED	WOS	HONGKONG	CONSTRUCTION	0.0001	0	0	0.0001
6	ACCEL FRONTLINE LTD.	M/S ACCEL INFOTECH FZE, JABEL ALI, DUBAI UAE	WOS	UNITED ARAB	FINANCIAL, INSURANCE, REAL ESTATE AND BUSINESS SERVICES	0	0.216	0	0.216
7	ACT INFRAPORT LIMITED	SUNBRIGHT SHIPPING LTD S.A.	WOS	PANAMA	TRANSPORT, STORAGE AND COMMUNICATION SERVICES	1.62	0	0	1.62
8	ACTION INFRA PROJECTS PVT LTD	ACTION OVERSEAS HOLDINGS LTD	WOS	MAURITIUS	CONSTRUCTION	0.2	0	0	0.2
9	AD2PRO MEDIA SOLUTIONS P LTD	AD2PRO MEDIA SOLUTIONS, INC	WOS	UNITED	FINANCIAL, INSURANCE, REAL ESTATE AND BUSINESS SERVICES	0	0.035	0	0.035
10	ADFACTORS PR INDIA LTD	ADFACTORS PR FZ LLC	WOS	UNITED ARAB	FINANCIAL, INSURANCE, REAL ESTATE AND BUSINESS SERVICES	0	0.0163	0	0.0163
11	ADITYA BIRLA MINACS WORLDWIDE LTD	AV TRANSWORKS LTD	WOS	CANADA	FINANCIAL, INSURANCE, REAL ESTATE AND BUSINESS SERVICES	0	0.5	22	22.5
12	ADITYA BIRLA MINACS WORLDWIDE LTD	TRANSWORKS BPO PHILIPPINES INC	WOS	PHILIPPINES	FINANCIAL, INSURANCE, REAL ESTATE AND BUSINESS SERVICES	0	0.15	0	0.15
13	ADMIRAL LOGISTICS (INDIA) PVT. LTD.	ADMIRAL LOGISTICS (HK) LIMITED	WOS	HONGKONG	TRANSPORT, STORAGE AND COMMUNICATION SERVICES	0.03	0	0	0.03
14	ADVANTAGE STRATEGIC CONSULTING P LTD	ADVANTAGE STRATEGIC CONSULTING SINGAPORE PTE LTD.	WOS	SINGAPORE	FINANCIAL, INSURANCE, REAL ESTATE AND BUSINESS SERVICES	1.8625	0	0	1.8625
15	AFCON INFRASTRUCTURE LTD	AFCONS CONSTRUCTION MIDDLE EAST LLC	JV	UNITED ARAB	CONSTRUCTION	0	0.405	0	0.405
16	AFRICA VIEW IMPEX PRIVATE LTD	AFRICA VIEW IMPEX FZE	WOS	UNITED ARAB	MANUFACTURING	0	0.105	0	0.105
17	AJAX INFRA PRIVATE LIMITED	HAGREVA INFRA TECH PTE LTD	WOS	SINGAPORE	CONSTRUCTION	0	0.0418	0	0.0418
18	ALKEM LABORATORIES LTD.,	M/S ALKEM LABORATORIES BV	WOS	NETHERLAND	MANUFACTURING	4.1	0	0	4.1
19	ALOK INDUSTRIES LTD	ALOK INDUSTRIES INTERNATIONAL LIMITED BV1	WOS	BRITISH	MISCELLANEOUS	0	2.005	0	2.005
20	ALOK INDUSTRIES LTD	ALOK INTERNATIONAL (MIDDLE EAST) FZE	WOS	UNITED ARAB	WHOLESALE, RETAIL TRADE, RESTAURANTS AND HOTELS	0.2723	0	0	0.2723
21	ALOK INDUSTRIES LTD	ALOK INTERNATIONAL INC	WOS	UNITED	MANUFACTURING	0.015	0	0	0.015
22	AMAR REMEDIES LTD	AMAR REMEDIES FZE	WOS	UNITED ARAB	MANUFACTURING	0.0686	0	0	0.0686
23	AMNET SYSTEM PRIVATE LIMITED	AMNET SYSTEMS LLC	WOS	UNITED	FINANCIAL, INSURANCE, REAL ESTATE AND BUSINESS SERVICES	0.1576	0	0	0.1576
24	ANTONY WASTE HANDLING CELL PVT LTD	HELIOS RENEWABLES PTE LTD	JV	SINGAPORE	MANUFACTURING	0	0.0162	0	0.0162
25	APPLE COMMODITIES LIMITED	MAZAYA WASTE MANAGEMENT LLC	WOS	UNITED ARAB	MISCELLANEOUS	3.4	0	0	3.4
26	ARCH PHARMALABS LTD	BLESSING DEVELOPERS, INC.	WOS	HONGKONG	WHOLESALE, RETAIL TRADE, RESTAURANTS AND HOTELS	0.4	0	0	0.4
27	ARADHANA ESTATE P LTD	ARCH PHARMALABS (USA) INC	WOS	UNITED	CONSTRUCTION	0	0.1	0	0.1
28	ARROW SYSTEMS PVT LTD	ASIAN RESORTS AND CASINOS PTE LTD	JV	SINGAPORE	WHOLESALE, RETAIL TRADE, RESTAURANTS AND HOTELS	0.1	0	0	0.1
29	ASERA MINING PRIVATE LIMITED	ASERA GLOBAL PRIVATE LIMITED	WOS	SINGAPORE	AGRICULTURE & MINING	0.2216	0	0	0.2216
30	ASHOK LEYLAND LTD.	AVIA ASHOK LEYLAND MOTORS SRO	WOS	CZECH	MANUFACTURING	0	1	0	1
31	ASHOK LEYLAND LTD.	ALBONAIR GMBH	WOS	GERMANY	MANUFACTURING	0	0.858	0	0.858
32	ASHOK LEYLAND LTD.	ADRES HOLDING INC	WOS	UNITED	MANUFACTURING	0	0	0	0
33	ASSOCIATED CAPSULES PRIVATE LIMITED	ACG HOLDING BV NETHERLANDS	WOS	NETHERLAND	MANUFACTURING	0	0	0	0
34	ATLAS LOGISTICS P LTD	ATLAS LOGISTICS (H.K) LIMITED	JV	HONGKONG	WHOLESALE, RETAIL TRADE, RESTAURANTS AND HOTELS	0.0002	0	0	0.0002
35	AUREOLE INSPECS PVT LTD	AEROOLE INSPECS INDIA PVT LTD	WOS	UNITED	WHOLESALE, RETAIL TRADE, RESTAURANTS AND HOTELS	0	0	0	0

Annex-7

AGENDA NOTES

50TH MEETING

TAMIL NADU STATE COASTAL ZONE MANAGEMENT AUTHORITY

Date: 06.03.2009

Time: 11.30 Hrs.

INDEX

Agenda No.	Description	Page No.
01	Confirmation of the minutes of the 49 th meeting of the State Coastal Zone Management Authority held on 12.01.2009	01
02	The action taken on the decisions of the 49 th meeting of the Authority held on 12.01.2009.	05
03	Construction of new annex building in the existing DGP office complex at Mylapore, Chennai proposed by the Inspector General of Police, Head Quarters, Tamil Nadu Police, Chennai.	07
04	<i>Construction of a beach resort at Kilputhupet village, Tindivanam taluk, Villupuram district proposed by M/s. Bonjour Bonheur Oceann Spraaay, Pondicherry.</i>	09
05	Mining of Rare minerals by M/s. Indian Rare Earths Ltd., Manavalakurichi in Kanyakumari district.	11
06	Construction of pipelines and installation of pump house in connection with the proposed 2x600 MW Thermal Power Project at Pattinamaruthur village, Thoothukkudi district proposed by M/s. Coastal Energen (P) Ltd., Chennai.	13
07	Laying of crude oil pipeline project from Ennore Port to CPCL, Manali along the NCTPCL compound wall proposed by the IMC Limited, Chennai.	14
08	Construction of a Resort at Muthukadu Village, Chengalpattu taluk, Kancheepuram district by M/s. Kaiser Surya Samudra Resorts Pvt. Ltd., Chennai	16
09	Purchase of Computers & Accessories and creation of monitoring stations at Thoothukkudi and Kanniyakumari	18

AGENDA ITEM NO.08

Construction of a Resort at S.Nos. 98/5B1, 98/5B2, 98/6A, 98/6B, 98/9A, 98/9B, 98/7 of Muthukadu Village, Chengalpattu taluk, Kancheepuram district by M/s. Kaiser Surya Samudra Resorts Pvt. Ltd., Chennai

1.	Name of the Project	Construction of a Resort
2.	Name of the Applicant	M/s. Kaiser Surya Samudra Resorts Pvt. Ltd., 3C, Eldorado, 112, Mahatma Gandhi Road, Nungambakkam, Chennai 600 034.
3.	Location of the Project Village/Town Taluk, District	Muthukadu Village, Chengalpattu taluk, Kancheepuram district
4.	R.S. No.s	S.Nos. 98/5B1, 98/5B2, 98/6A, 98/6B, 98/9A, 98/9B, 98/7
5.	Extent of land	4.62 Ha.
6.	CRZ Classification	CRZ III (The site falls in between 200 mts and 500 mts from HTL of sea and also between 0 mt and 200 mts from the HTL of creek)
7.	Project cost	Rs. 20.00 crores.
8.	Activities proposed	The applicant has proposed to construct 91 guest rooms (Ground floor 42 rooms and first floor 49 rooms), restaurant, conference hall etc., Total area of the project site 46,200 sq.mts. The area falling in between 0 mts to 100 mts from HTL of Muthukadu creek is 28,555 sq.mts (2.86 Ha)., and beyond 100mts is 17645 Sq.mts (1.76 Ha). The permissible FSI is 33% of the total area. The applicant proposed constructions in 15207 sq.mts against the eligibility of 15246 sq.mts (1.52 acres). The proponent indicated that the height of the constructions are restricted to 9 mts and draw water from the outside ventors. No drawal of

		ground water in and around the project area. Further proposed green development in 30600 sq.mts.
--	--	--

.17.

9.	Whether permitted activity as per CRZ Notification? If yes, specify the relevant rules	As per para 6 (2) CRZ III (iii) of CRZ Notification 1991, development in CRZ - III areas with prior approval of MoEF shall be permitted for construction of hotels/beach resorts for temporary occupation of tourists/visitors.
10.	The details of recommendations of DCZMA	The District Coastal Zone Management Committee, Kancheepuram, has resolved in the meeting held on 30.01.2009 to recommend the proposals to State Coastal Zone Management Authority. However, DCZMA restricted the area of proposed constructions by excluding No development zone area from FSI calculations. But as per para 7 (1) (ii) of CRZ Notification 1991 (amended by Notification S.O.No.595 (E) dated 18 th Aug. 1994) the area of the entire plot including the portion falls within the no development zone shall be taken into account for FSI calculation and hence the proposal is in accordance with the norms specified in CRZ Notification 1991.
11.	Any other details	As per CRZ Notification 1991, no ground water could be extracted from the No Development Zone i.e, (0 - 200mts). The applicant has informed that ground water will not be tapped in and around the site and

		submitted a copy of letter addressed to CMWSSB Board for the supply of water.
12.	Whether issue of clearance is with in the scope of SCZMA or NCZMA? Specify relevant rules	National Coastal Zone Management Authority. As per para 6 (2) CRZ III (iii) of CRZ Notification 1991, development for resorts in designated areas of CRZ-III shall be permitted with the prior approval of MOEF. Further, as per para 3(2) (v) all activities with investment of five crore rupees or more require environmental clearance from Ministry of Environment, Government of India.

.18.

AGENDA ITEM NO:09

Purchase of Laptosp, Desk Top Computers, Printers, Salt meters along with accessories for the use of State Coastal Zone Management Authority and creation of two monitoring units.

Ministry of Environment and Forests, Government of India in letter No. 11-70/2006-IA-III dated 7th November 2008 has issued several instructions for streamlining the functions of State Coastal Zone Management Authorities (CZMA) and to bring in further transparency and speedily disposal of the cases. In the said correspondence Ministry of Environment and Forests, Government of India has insisted that the Projects received by the TNCZMA is to be considered and the recommendations have to be sent to the Ministry within 30 days from the date of receipt of the proposals.

Hence, to process the applications received for environmental clearance under CRZ Notification, to record the details and reports during the site visits and during the Authority meetings and also to maintain a data base for all the records pertaining to CRZ it is proposed to **Purchase Laptops, Desk Top Computers, Printers, Salt meters two each along with accessories** at a cost of Rs.4,00,000/- (Rupees four lakhs only) and the expenditure will be met out from the State Coastal Zone Development fund.

KAISER SURYA SAMUDRA RESORTS PRIVATE LIMITED**BALANCE SHEET AS AT 31ST MARCH 2010**

	Schedule No.	As at 31.03.2010 Rs. Ps.	As at 31.03.2009 Rs. Ps.
I. Sources of Funds :			
1 Share Holders Funds:			
a.Share Capital	A	100,000.00	100,000.00
b. Share Application Money			
c. Reserves & Surplus		0.00	0.00
2 Loan Funds:			
a. Secured Loans		0.00	0.00
b. Unsecured Loans	C	150,300.00	0.00
Total Sources		250,300.00	100,000.00
II. Application of Funds :			
1 Fixed Assets:		-	-
2 Investments	B	-	-
3 Current Assets, Loans & Advances:			
a. Cash at Bank	D	53,701.00	92,820.00
b. Current Assets		-	-
	(a)	53,701.00	92,820.00
Less: Current Liabilities & Provisions:			
a. Current Liabilities	E	-	-
b. Provisions	F	125,000.00	125,000.00
	(b)	125,000.00	125,000.00
Net Current Assets	(a-b)	-71,299.00	-32,180.00
4 Miscellaneous Expenditure:			
Preliminary expenses not written off		12,800.00	16,000.00
Pre Operative Expenses	G	9,000.00	9,000.00
Profit and Loss A/c	H	299,799.00	107,180.00
Total Application		250,300.00	100,000.00

Notes on Accounts**K**

For and on behalf of the board

As per my report of even date annexed

Sd/-

M.RAJESH
Director

Sd/-

C.B.N.REDDY
Director

Sd/-

R. BALACHANDRAN
Chartered Accountant
M No: 26980

Date : 22.07.2010

Place: Chennai.

KAISER SURYA SAMUDRA RESORTS P. LTD.

SCHEDULE "A" : SHARE CAPITAL

PARTICULARS	As at 31.3.2010 Rs.	As at 31.3.2009 Rs.
AUTHORISED		
ISSUED, SUBSCRIBED & PAID UP		
Kaiser Luxury Hotels Private Limited	49,000.00	49,000.00
Ausbridge Investments and Holdings Pvt. Ltd.	50,000.00	0.00
Surya Samudra Resorts Pvt Ltd	0.00	49,000.00
M.S.Ram	0.00	1,000.00
M. Rajesh	1,000.00	1,000.00
	100,000.00	100,000.00

SCHEDULE "B" : INVESTMENTS

PARTICULARS	As at 31.3.2010 Rs.	As at 31.3.2009 Rs.
	0.00	0.00

SCHEDULE "C" : LOAN FUNDS

PARTICULARS	As at 31.3.2010 Rs.	As at 31.3.2009 Rs.
Mrs. Nalini Chidambaram	150,300.00	0.00
Total Unsecured Loans	150,300.00	0.00

SCHEDULE "D" : CURRENT ASSETS

PARTICULARS	As at 31.3.2010 Rs.	As at 31.3.2009 Rs.
Cash at Bank	53,701.00	92,820.00
Total Current Assets	53,701.00	92,820.00

SCHEDULE "E" : CURRENT LIABILITIES

PARTICULARS	As at 31.3.2010 Rs.	As at 31.3.2009 Rs.
Total Current Liabilities	0.00	0.00

SCHEDULE "F" : PROVISIONS

PARTICULARS	As at 31.3.2010 Rs.	As at 31.3.2009 Rs.
Audit Fees Payable	5,000.00	5,000.00
Kaiser Luxury Hotels Private Limited	120,000.00	120,000.00
	125,000.00	125,000.00

SCHEDULE "H" : Profit & Loss A/c

PARTICULARS	As at 31.3.2010 Rs.	As at 31.3.2009 Rs.
Openig Balance	-107,180.00	0.00
Add: Current year Profit	0	0.00
Less: Current Year Loss	(192,619.00)	-107,180.00
Previous Year Tax	0	0.00
Total Reserves and Surplus	-299,799.00	-107,180.00

Sd/-

M. RAJESH

Director

Sd/-

C.B.N. REDDY

DIRECTOR

Sd/-

R. BALACHANDRAN

Chartered Accountant

M No: 26980

Date : 22.07.2010

Chennai-41